

Enterprise Park Industrial Estate

LOGICOR.EU

Woodburn Road, Sheffield, S9 3JL
///drain.others.robe

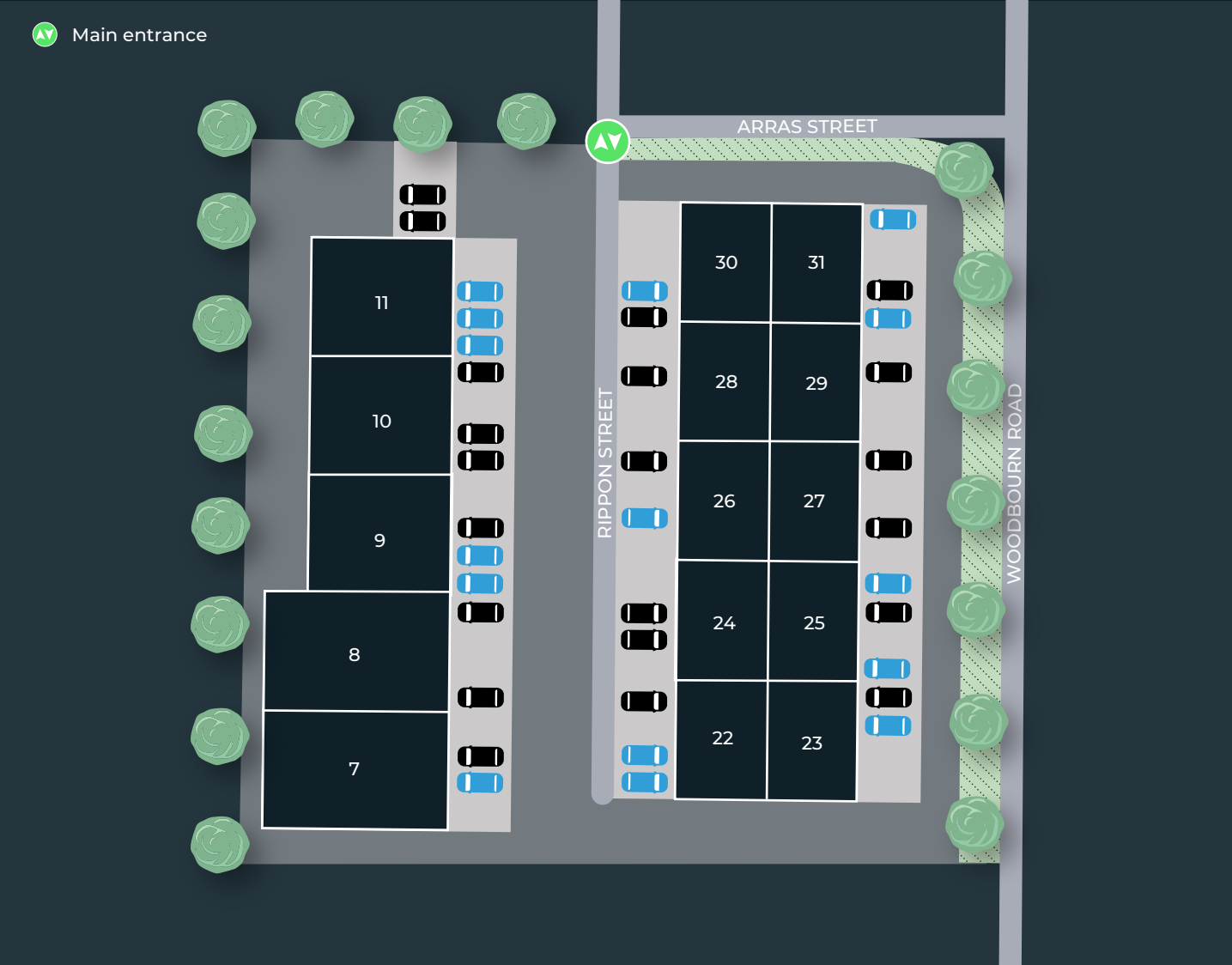
High quality industrial estate
1,121 - 2,252 sq ft

Available now
To let







Enterprise Park Industrial Estate

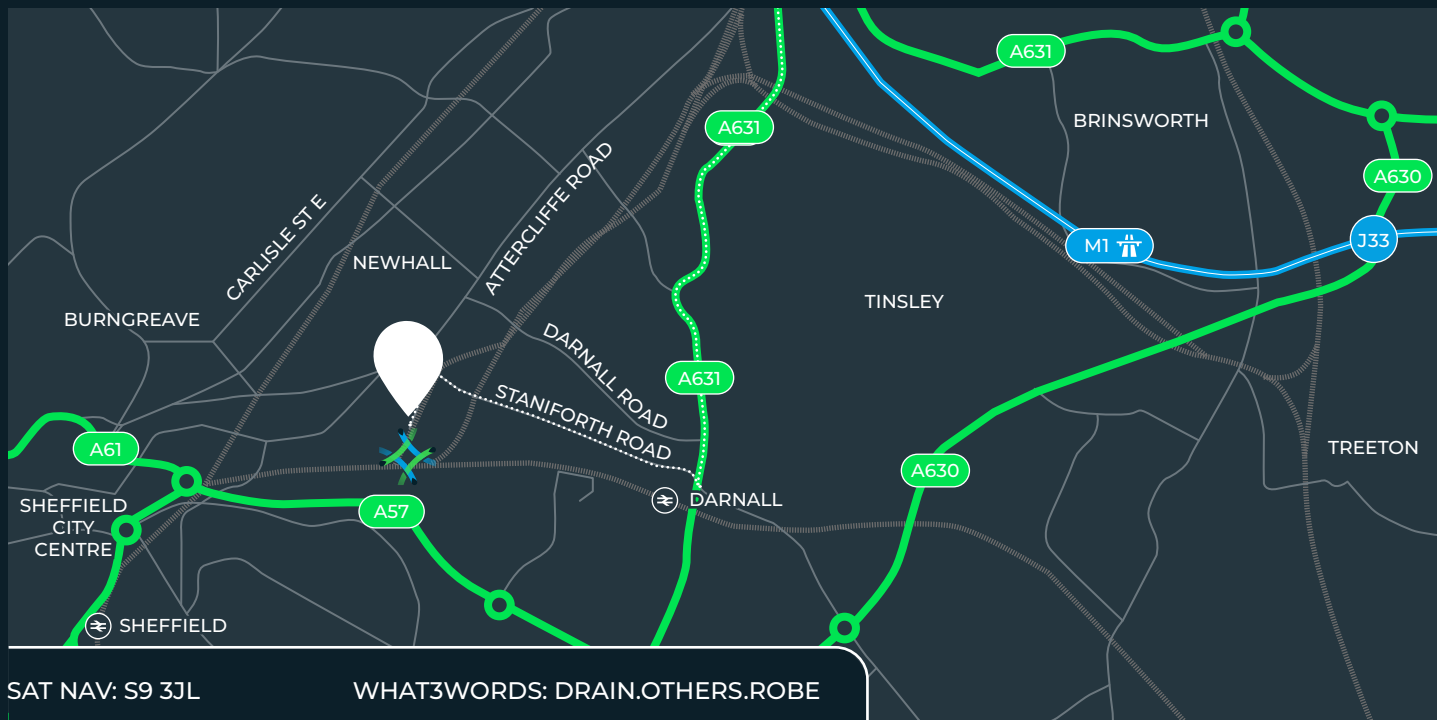
Situated adjacent to the Supertram route, Enterprise Park Industrial Estate is located approximately 3 miles to the north east of Sheffield City Centre in an established commercial location. The site offers a range of high-quality, modern warehouse/industrial units on a secure fenced estate. Accessed from Arras Street, the units benefit from three-phase power supply, LED lighting, allocated parking and well proportioned shared yard areas.



Specification

-  EPC available on request
-  LED lighting
-  Roller shutter doors
-  3 phase power
-  Allocated parking
-  Generous yard area
-  Good eaves height
-  Secure fenced & gated site






SAT NAV: S9 3JL


WHAT3WORDS: DRAIN.OTHERS.ROBE

Strategic logistics location

Enterprise Park is located just off the Attercliffe Road (A1678), one of the main routes into the city. Sheffield City Centre is located less than 1 miles to the south west. Sheffield Parkway (A57) is also in close proximity. Access to the M1 is via junction 34 and is within 2 miles of the estate. Sheffield Train Station is located within a 8 minute drive time, whilst nearby Darnall station offers regular and direct services to Sheffield and Lincoln Central.

	miles	mins
Sheffield	3	9
Nottingham	43	1 hr
Manchester	43	1 hr 22
Liverpool	101	1 hr 58

	miles	mins
M1	2	6
M18	9	14
A1(M)	17	22
M62	28	34

	miles	mins
Darnall	1	6
Sheffield	2	8

Please contact us for further information:


 0114 272 9750
[KnightFrank.co.uk](https://www.knightfrank.co.uk)


 COMMERCIAL PROPERTY PARTNERS
 0114 273 8857
www.cppartners.co.uk

Kitty Hendrick
kitty.hendrick@knightfrank.com
 +44 (0) 7989 735 137

Max Pickering
max@cpp.co.uk
 +44 (0) 7835 059 363

Chloe Bennett
chloe@cpp.co.uk
 +44 (0) 7794 449 746

Enterprise Park Industrial Estate,
 Woodburn Road, Sheffield, S9 3JL



Fourth Floor,
 30 Broadwick Street,
 London, W1F 8JB

LOGICOR.EU
ukenquiries@logicor.eu