

HUGE YARDS FRONT & REAR



Prime M1 J28/A38 Warehouse/Industrial Building
High quality facility positioned upon a large site
GIA 58,812 sq.ft. (5,463.77 sq.m)

- Two-bay detached unit with 7.8m eaves
- 9 Dock level loading doors to front
- 6 level access loading doors to rear
- Rapid access to A38 and J28 of the M1 Motorway.
- Total site area of 5.46 acres (2.21 Ha)


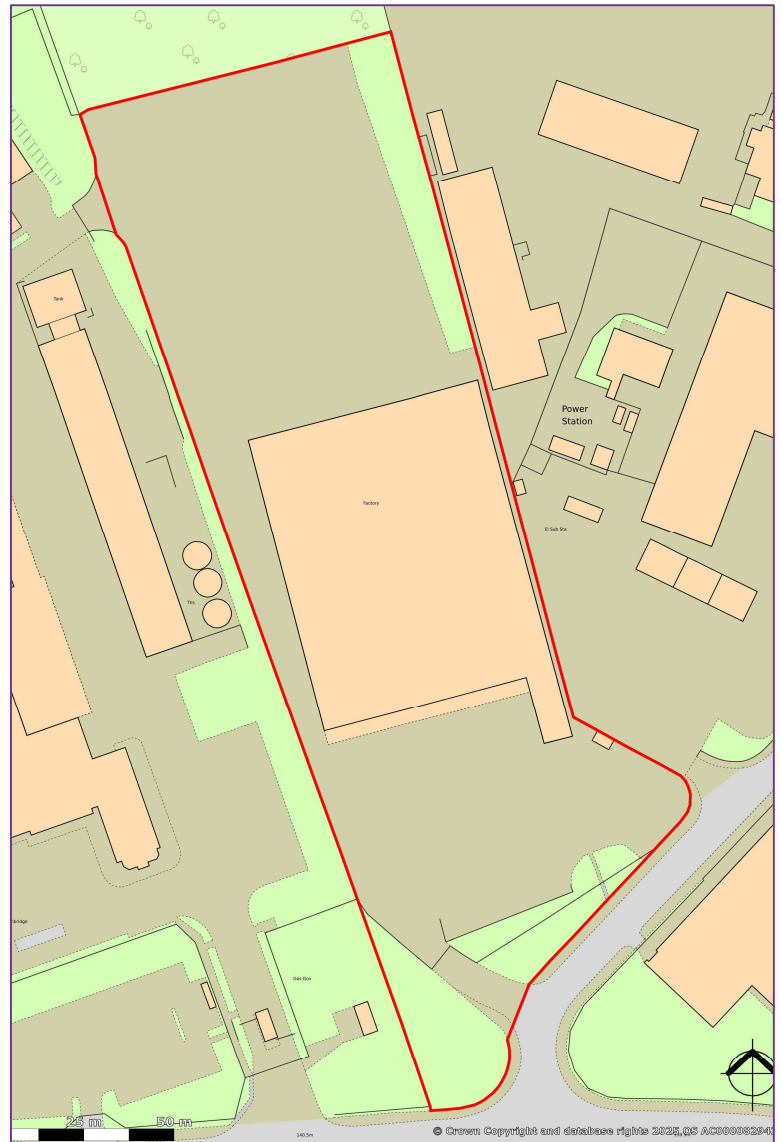
58,812 sq.ft. (5,463.77 sq.m.)


Garnham Close forms part of the established and popular Cotes Park Industrial Estate on the edge of Alfreton, benefitting from superb access to J28 of the M1 (2 miles East) and Derby (15 miles SW) via the dualled A38 which continues to Birmingham (64 miles SW).

- New roof and cladding to all elevations
- LED warehouse lighting
- 9 dock level access loading doors to the front
- 6 level access loading doors to the rear
- Refurbished office and welfare accommodation
- Large fenced and gated concrete surfaced yard
- Full eaves of 7.8m
- Front yard area 1.13 acres
- Rear yard area 1.88 acres.

Accommodation (GIA)	Sq.m.	Sq.ft.
Warehouse	5,382.15	57,933
GF Offices/Ancillary	81.62	879
Total	5,463.77	58,812

Full ID and company information will be required from any party progressing to occupy the building





Further Information/viewing arrangements, please contact the joint letting agents:

Sean Bremner	07541 505 980	sean@cpp.uk
Brodie Faint	07516 770 513	brodie@cpp.uk

