

VOLTAGE PARK

TRAFFORD 5 UNITS AVAILABLE
62,500 - 284,000 SQ FT

M31 4BR

***Unlock the Power of
its Strategic Location
Near M60 Junction 8***

M60

M60

M60 J9

Carrington Road

Carrington Lane

M60 J8

Manchester Road

Additional HGV Parking Available for ALL units

///friend.powers.lecturers

VOLTAGE PARK



Unit 5 / 266,504 SQ FT

CGI for indicative purposes only



Key Features:



High-Quality Warehouse Units: Modern, purpose-built spaces set within a landscaped environment.



Up to 15m Clear Internal Height.



Secure Yards: Each unit comes with its own secure yard, enhancing safety and operational efficiency.



Dock Level and Level Access Loading.



Located in an established and sought after industrial area.



Main Road Frontage: Benefits from excellent visibility and easy access, with prominent frontage on Manchester Road.



Each unit includes 5-10% office provision, providing comfortable and functional workspaces, along with welfare facilities.




Additional HGV spaces available by separate negotiation.

ESG Credentials:

PLP are committed to reducing both construction and operational carbon as part of their net-zero-ready strategy. Wherever appropriate, they will specify materials and products with lower embodied carbon, guided by Environmental Product Declarations (EPDs) or equivalent.



PV Panels.



Targeting EPC A Rating and BREEAM Excellent.



LED Lighting to Offices.



Up To 4.3MVA Available For The Site.



UNIT 1 - 106,075 SQ FT



9 Dock Level
Loading Doors



2 Level Access
Loading Doors



50m
Yard Depth



12.5m Clear
Haunch Height



97 Car Parking
Spaces



Power:
800 KVA



23 HGV
Parking Spaces



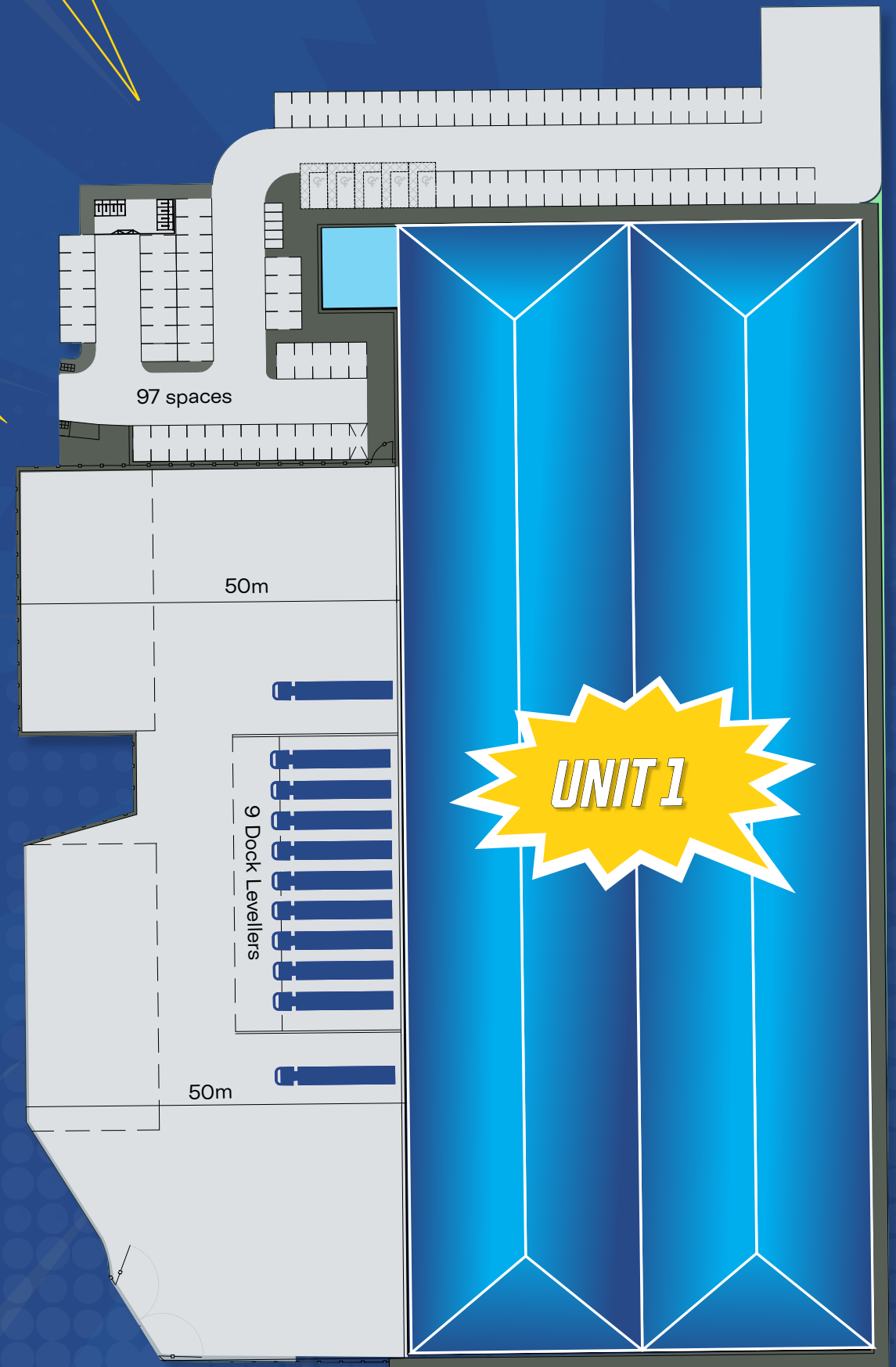
Plot Area
1.86Ha / 4.60A

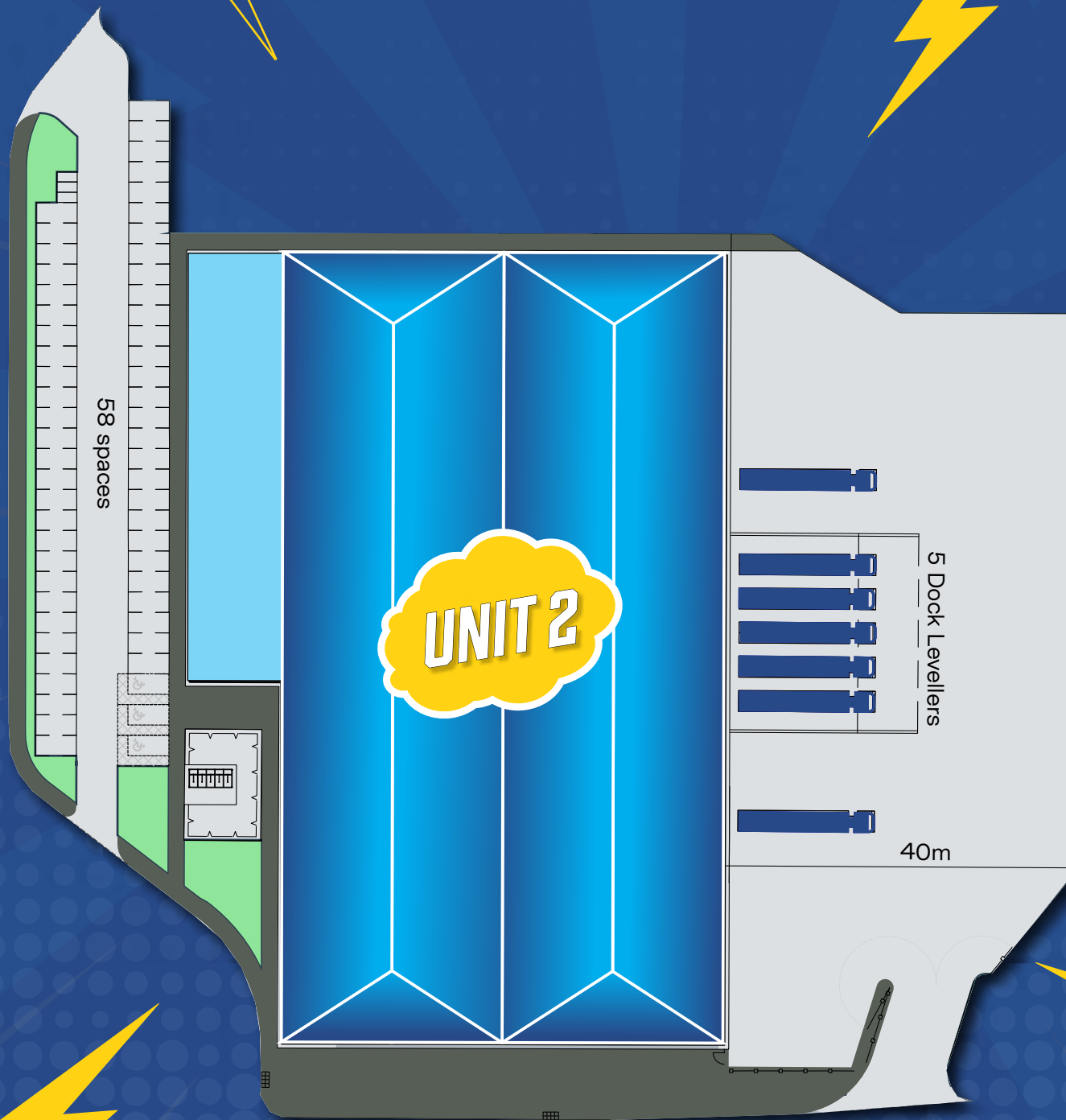
Accommodation

Warehouse GIA	99,725
Offices GIA	6,350
Total GIA	106,075



CGI for indicative purposes only





UNIT 2 - 62,487 SQ FT



5 Dock Level
Loading Doors



2 Level Access
Loading Doors



40m
Yard Depth



10m Clear
Haunch Height



58 Car Parking
Spaces



Power:
500 KVA



7 HGV
Parking Spaces



Plot Area
1.12Ha / 2.78A

Accommodation

Warehouse GIA	56,902
Offices GIA	5,585
Total GIA	62,487





UNIT 3 - 75,836 SQ FT



7 Dock Level
Loading Doors



2 Level Access
Loading Doors



50m
Yard Depth



10m Clear
Haunch Height



69 Car Parking
Spaces



Power:
500 KVA



26 HGV
Parking Spaces




Plot Area
1.36Ha / 3.37A

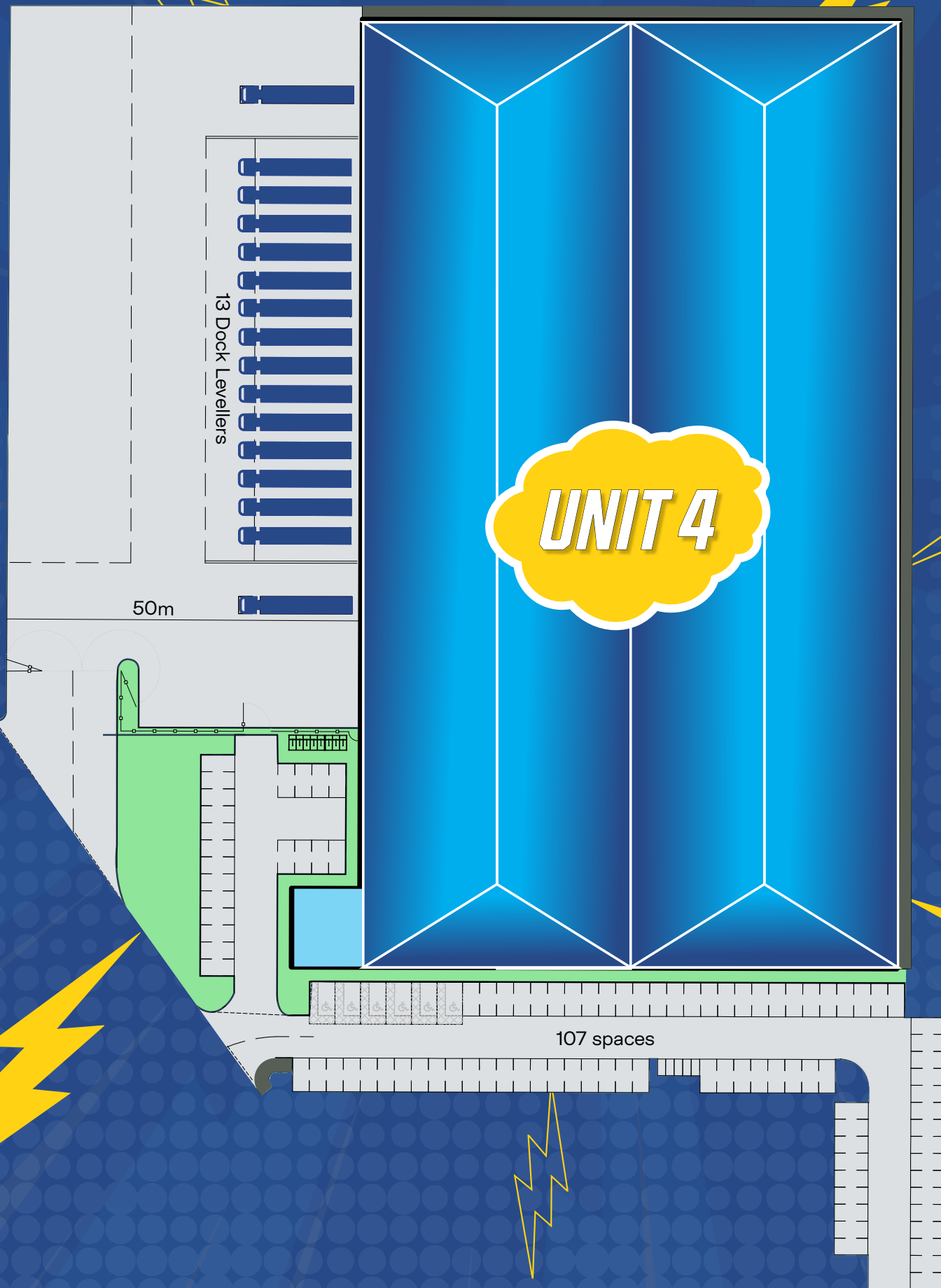
Accommodation

Warehouse GIA	70,241
Offices GIA	5,595
Total GIA	75,836



CGI for indicative purposes only





UNIT 4 - 118,750 SQ FT



13 Dock Level Loading Doors



2 Level Access Loading Doors



50m Yard Depth



15m Clear Haunch Height



107 Car Parking Spaces



Power: 800 KVA



15 HGV Parking Spaces



Plot Area
1.98H / 4.91A

Accommodation

Warehouse GIA	107,500
Offices GIA	11,250
Total GIA	118,750





UNIT 5 - 266,504 SQ FT



26 Dock Level
Loading Doors



2 Level Access
Loading Doors



55m
Yard Depth



15m Clear
Haunch Height



205 Car Parking
Spaces



Power:
1.7 MVA



44 HGV
Parking Spaces




Plot Area
4.83Ha / 11.95A

Accommodation

Warehouse GIA	253,159
Offices GIA	13,345
Total GIA	266,504



CGI for indicative purposes only



Experience the Power of High-Quality Warehousing

We are pleased to present a new development of five high-quality industrial and warehouse units, strategically located in an established industrial location. Positioned close to Junction 8 of the M60 and prominently fronting Manchester Road, this development offers a unique opportunity for businesses seeking a prime South Manchester location within a short distance of Trafford Park.

UNIT 4

UNIT 5

UNIT 1

UNIT 3

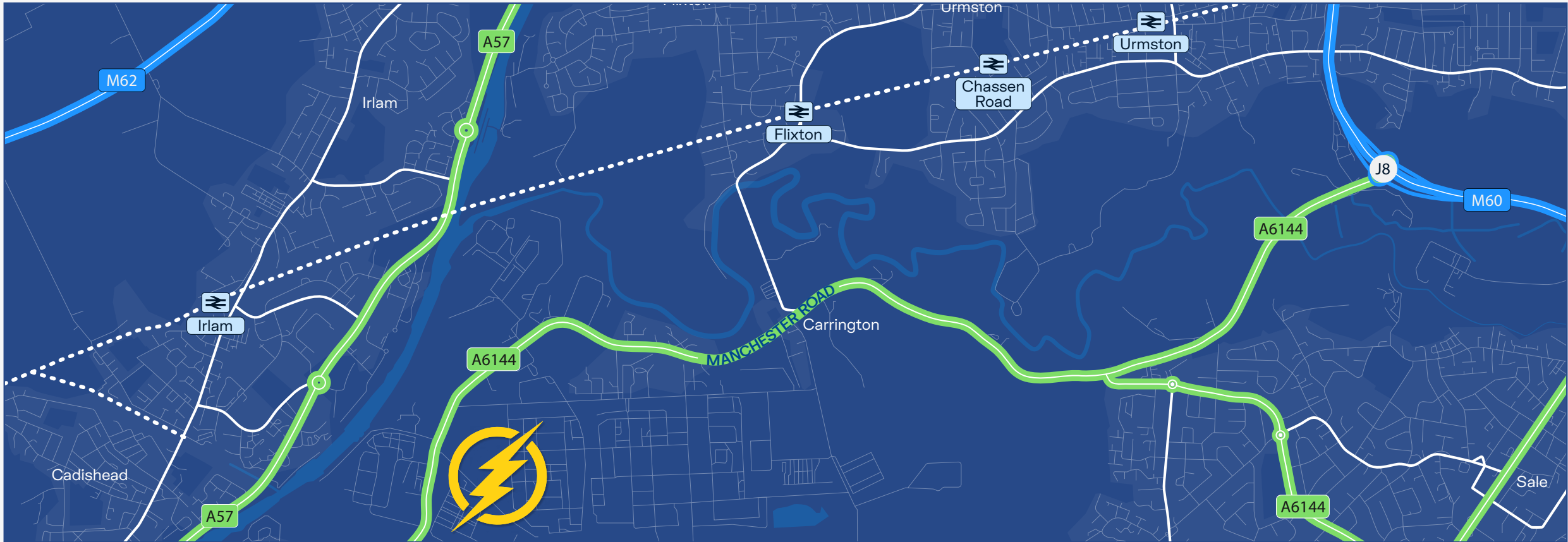
UNIT 2

Location

Located in the prime industrial hub of Carrington, Trafford and fronting Manchester Road, Voltage Park offers seamless connectivity with its proximity to Junction 8 of the M60 Motorway. The scheme offers a unique opportunity to acquire space in the sought-after location of south Manchester and provides convenient access to the nearby towns of Sale, Altrincham and Hale as well as Manchester city centre itself. This development is ideally located for those businesses seeking a strategic position with excellent transport links, access to labour and proximity to local amenities including The Trafford Centre. Voltage Park stands out as a premier destination for industrial and commercial activity in the region.

Location	
M60 J8	4.0 Miles
Trafford Park	6.1 Miles
M6/M62	6.4 Miles
Manchester City Centre	9.1 Miles

Location	
Manchester Airport	11.5 Miles
M6/M56	9.0 Miles
Liverpool	27.9 Miles



2.3 MILLION PEOPLE
LIVE WITHIN
A 30-MINUTE DRIVE



THE TRAFFORD
BOROUGH HAS THE
HIGHEST PRODUCTIVITY
(GVA PER RESIDENT) IN
GTR MANCHESTER



Trafford's economy
is valued at approx.
£12.3 billion



11.4% EXPECTED
GROWTH IN TRAFFORD
BOROUGH BY 2040



Jonathan Atherton
07778 050 197
jatherton@savills.com

Jonathan Williams
07870 183 405
jonathan.williams@savills.com



Laurence Davies
07385 410 942
laurence@cpp.uk

Rob Taylor
07825 193 365
rob.taylor@cpp.uk



DISCLAIMER: This brochure and all content in the brochure are provided to you on a non reliance basis without warranty of any kind either express or implied, including but not limited to the implied warranties of merchantability, fitness for a particular purpose, and non-infringement. Savills and Cushman & Wakefield and Eighty Studio Ltd. makes no warranty as to the accuracy, completeness or reliability of any content in this brochure. You are responsible for verifying any information before relying on it. Use of this brochure and the content available in the brochure is at your sole risk. January 2026.

Designed and created by eighty www.eightystudio.com